



### Main

Range of Product	Altivar
Product or Component Type	EMC input filter
Range Compatibility	Lexium 05 Altivar 312 Altivar 31C Lexium 23 Plus Altivar 312 Solar Altivar Machine ATV320
Product compatibility	Servo drive LXM230.75 kW Servo drive LXM231 kW Servo drive LXM231.5 kW ATV312HU11M2 ATV312HU15M2 ATV31CU11M2 ATV31CU15M2 LXM05AD17F1 LXM05AD17M2 LXM05BD17F1 LXM05BD17M2 LXM05CD17M2 Variable speed drive ATV320...C1.1 kW, 200...240 V single phase Variable speed drive ATV320...C1.5 kW, 200...240 V single phase Variable speed drive ATV320...W/ ATV320...WS1.1 kW, 200...240 V single phase Variable speed drive ATV320...W/ ATV320...WS1.5 kW, 200...240 V single phase
Product Specific Application	Radio interference input filter
Line Rated Current	16 A
Thermal losses	6.9 W ATV31CU11M2
Phase	Single phase

### Complementary

Maximum earth leakage current	150 mA 50 Hz
Power supply voltage	200...240 V
Tolerance	10 %
Net Weight	1.71 lb(US) (0.775 kg)

### Environment

IP degree of protection	IP20 IP41 upper part)
Relative humidity	0...93 % IEC 68-2-3
Ambient air temperature for operation	14...122 °F (-10...50 °C)
Ambient Air Temperature for Storage	-13...158 °F (-25...70 °C)
Operating altitude	<= 3280.84 ft (1000 m) without current derating 3280.84...9842.52 ft (1000...3000 m) with current derating 1 % per 100 m
Vibration resistance	1 gn 13...150 Hz)IEC 60068-2-6 1.5 mm peak to peak 3...13 Hz)IEC 60068-2-6
Shock resistance	15 gn 11 ms EN/IEC 60068-2-27
Standards	EN 133200 EN/IEC 61800-3

The information provided in this documentation contains general descriptions and/or technical characteristics of the performance of the products contained herein. This documentation is not intended as a substitute for and is not to be used for determining suitability or reliability of these products for specific user applications. It is the duty of any such user or integrator to perform the appropriate and complete risk analysis, evaluation and testing of the products with respect to the relevant specific application or use thereof. Neither Schneider Electric Industries SAS nor any of its affiliates or subsidiaries shall be responsible or liable for misuse of the information contained herein.

## Ordering and shipping details

Category	22154 - ATV320/ATV312/ATV32 ACCESSORIES
Discount Schedule	CP4B
GTIN	3389110689075
Nbr. of units in pkg.	1
Package weight(Lbs)	22.29 oz (632 g)
Returnability	No
Country of origin	TH

## Packing Units

Unit Type of Package 1	PCE
Package 1 Height	1.97 in (5 cm)
Package 1 width	7.32 in (18.6 cm)
Package 1 Length	9.53 in (24.2 cm)
Unit Type of Package 2	S03
Number of Units in Package 2	7
Package 2 Weight	11.12 lb(US) (5.043 kg)
Package 2 Height	11.81 in (30 cm)
Package 2 width	11.81 in (30 cm)
Package 2 Length	15.75 in (40 cm)

## Offer Sustainability

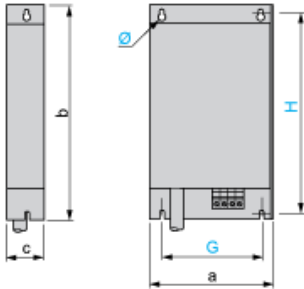
California proposition 65	WARNING: This product can expose you to chemicals including: Lead and lead compounds, which is known to the State of California to cause cancer and birth defects or other reproductive harm. For more information go to <a href="http://www.P65Warnings.ca.gov">www.P65Warnings.ca.gov</a>
REACH Regulation	<a href="#">REACH Declaration</a>
REACH free of SVHC	Yes
EU RoHS Directive	Pro-active compliance (Product out of EU RoHS legal scope) <a href="#">EU RoHS Declaration</a>
Toxic heavy metal free	Yes
Mercury free	Yes
RoHS exemption information	<a href="#">Yes</a>
China RoHS Regulation	<a href="#">China RoHS Declaration</a>

## Contractual warranty

Warranty	18 months
----------	-----------

Additional EMC Input Filters

Dimensions



Dimensions in mm

a	b	c	G	H	Ø
107	195	35	85	180	4.5

Dimensions in in.

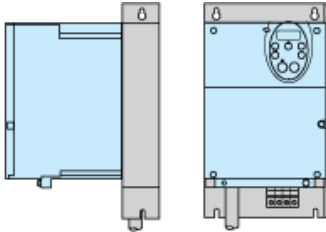
a	b	c	G	H	Ø
4.12	7.68	1.38	3.35	7.09	0.18

---

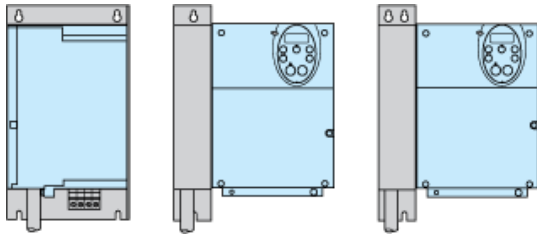
Additional EMC Input Filter

---

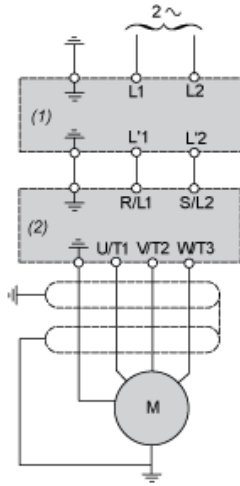
Mounting the Filter under the Drive



Mounting the Filter next to the Drive



Recommended Schema



- (1) Filter
- (2) Drive